



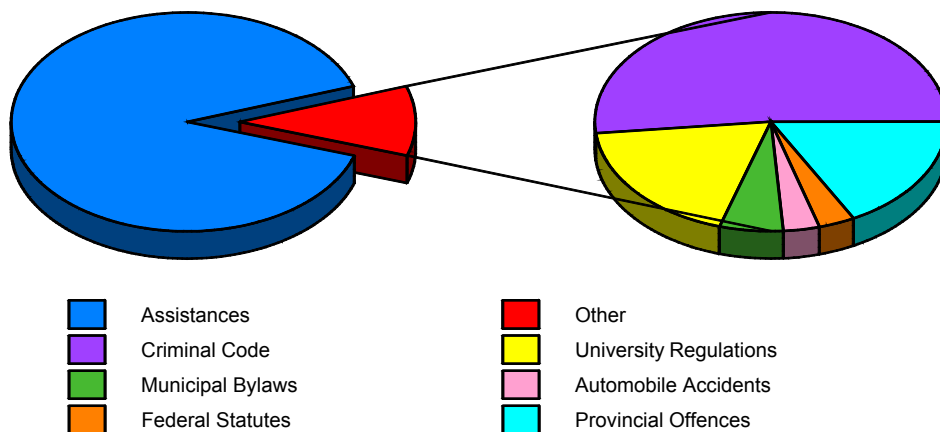
# McMaster University Security Services

## Annual Report 2002

### Synopsis of Investigations:

TYPE	1999/00	2000/01	2001/02	2002
Assistance Rendered	13 590	14 265	17 118	13 646
Automobile Accidents	56	17	48	55
Criminal Code	715	501	604	804
Federal Statues	12	34	37	49
Municipal Bylaws	98	107	80	89
Provincial Statutes	377	205	317	266
University Regulations	129	399	162	287
<b>TOTAL</b>	<b>14 977</b>	<b>15 528</b>	<b>18 366</b>	<b>15 196</b>

Investigations Jan. 1, 2002 - December 31, 2002



## Investigation of Offences

Security Officers conducted 804 investigations under the Criminal Code of Canada during the year under review. This was an increase over the 604 investigations conducted the previous year.

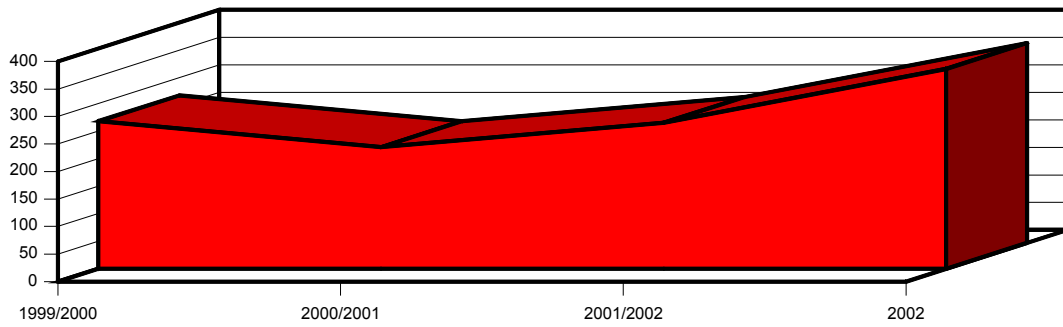
<b>TYPE OF CASE</b>	<b>1999/00</b>	<b>2000/01</b>	<b>2001/02</b>	<b>2002</b>
<b>Arson</b>	<b>2</b>	<b>0</b>	<b>0</b>	<b>0</b>
<b>Assault - Level 1</b>	<b>8</b>	<b>6</b>	<b>15</b>	<b>12</b>
<b>- Level 2</b>	<b>2</b>	<b>0</b>	<b>1</b>	<b>0</b>
<b>- Level 3</b>	<b>1</b>	<b>0</b>	<b>0</b>	<b>0</b>
<b>- Peace Officer</b>	<b>0</b>	<b>0</b>	<b>0</b>	<b>1</b>
<b>- Sexual</b>	<b>1</b>	<b>1</b>	<b>3</b>	<b>6</b>
<b>Bomb Threats</b>	<b>0</b>	<b>2</b>	<b>1</b>	<b>1</b>
<b>Breach of Recognizance</b>	<b>0</b>	<b>1</b>	<b>2</b>	<b>0</b>
<b>Break and Enter/Attempts</b>	<b>65</b>	<b>34</b>	<b>29</b>	<b>53</b>
<b>Dangerous Driving</b>	<b>57</b>	<b>20</b>	<b>2</b>	<b>4</b>
<b>Disturbances</b>	<b>42</b>	<b>16</b>	<b>21</b>	<b>28</b>
<b>Fail to Remain</b>	<b>18</b>	<b>7</b>	<b>3</b>	<b>10</b>
<b>Fraud</b>	<b>-</b>	<b>-</b>	<b>13</b>	<b>21</b>
<b>Harassing Phone Calls</b>	<b>22</b>	<b>13</b>	<b>20</b>	<b>19</b>
<b>Harassment/Sexual Harassment</b>	<b>7</b>	<b>10</b>	<b>5</b>	<b>6</b>

<b>Homicide</b>	<b>0</b>	<b>0</b>	<b>0</b>	<b>0</b>
<b>Impaired Driving</b>	<b>0</b>	<b>1</b>	<b>0</b>	<b>4</b>
<b>Inciting Hatred</b>	<b>1</b>	<b>1</b>	<b>3</b>	<b>2</b>
<b>Indecent Act</b>	<b>3</b>	<b>3</b>	<b>10</b>	<b>9</b>
<b>Industrial Accidents</b>	<b>-</b>	<b>-</b>	<b>3</b>	<b>1</b>
<b>Mischief</b>	<b>173</b>	<b>141</b>	<b>189</b>	<b>240</b>
<b>Obstruct Peace Officer</b>	<b>1</b>	<b>1</b>	<b>2</b>	<b>3</b>
<b>TYPE OF CASE - continued</b>	<b>1999/00</b>	<b>2000/01</b>	<b>2001/02</b>	<b>2002</b>
<b>Robbery</b>	<b>0</b>	<b>0</b>	<b>0</b>	<b>0</b>
<b>Sudden Death</b>	<b>0</b>	<b>0</b>	<b>0</b>	<b>0</b>
<b>Theft/Possession of Stolen Property</b>	<b>268</b>	<b>225</b>	<b>265</b>	<b>363</b>
<b>Theft Auto</b>	<b>-</b>	<b>-</b>	<b>6</b>	<b>8</b>
<b>Threatening</b>	<b>19</b>	<b>6</b>	<b>8</b>	<b>13</b>
<b>Weapons Offences</b>	<b>0</b>	<b>0</b>	<b>0</b>	<b>0</b>
<b>TOTAL</b>	<b>712</b>	<b>501</b>	<b>604</b>	<b>804</b>

The following shows losses through thefts reported during the past four years:

	<b>1999/00</b>	<b>2000/01</b>	<b>2001/02</b>	<b>2002</b>
<b>Complaints of Thefts Investigated</b>	<b>268</b>	<b>221</b>	<b>265</b>	<b>363</b>

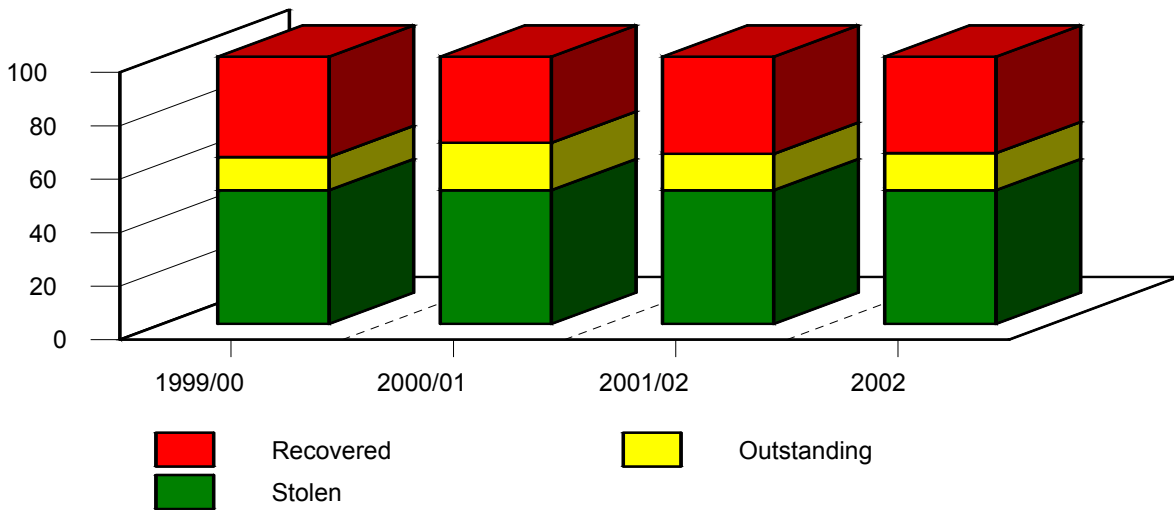
Thefts Investigated 1999-2002



The following shows property values through thefts reported during the past four years:

	1999/00	2000/01	2001/02	2002
<b>Stolen</b>	<b>\$313,160</b>	<b>\$282,168</b>	<b>\$178,994</b>	<b>\$349,304</b>
<b>Recovered</b>	<b>\$78,026</b>	<b>\$100,390</b>	<b>\$48,909</b>	<b>\$97,178</b>
<b>Outstanding</b>	<b>\$235,134</b>	<b>\$181,778</b>	<b>\$130,085</b>	<b>\$252,126</b>

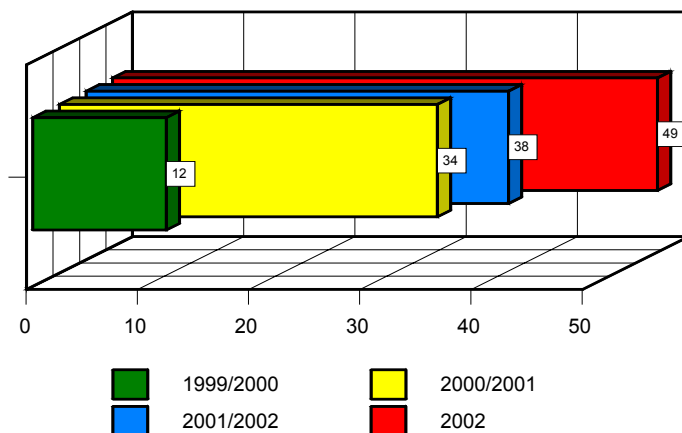
Theft - Dollar Values 1999-2002



**FEDERAL STATUTES**

There were 49 Federal Statute cases reported in the 2002. This is compared to 38 in 2001/02, 34 in 2000/01 and 12 in 1999/00.

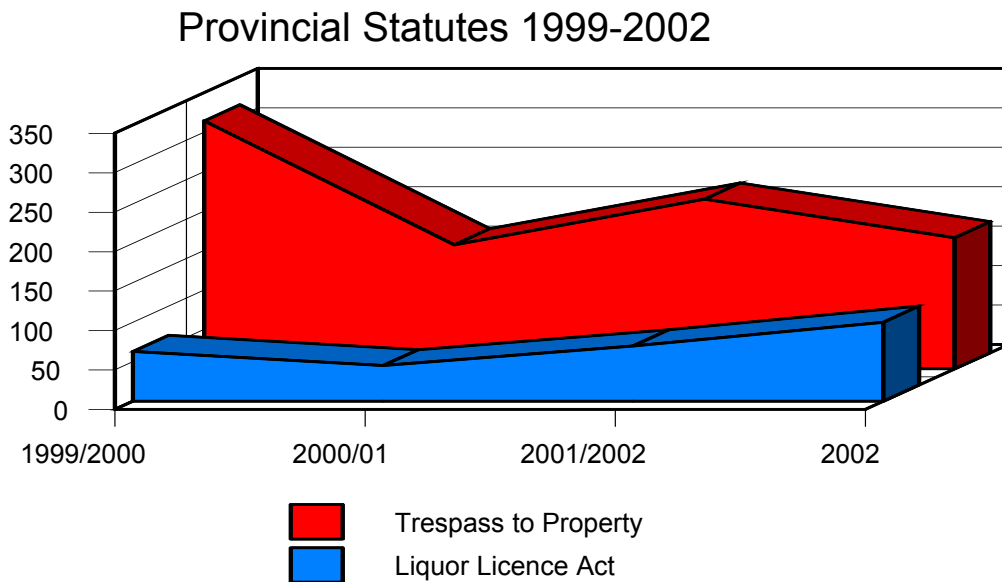
Federal Statutes



**PROVINCIAL STATUTES**

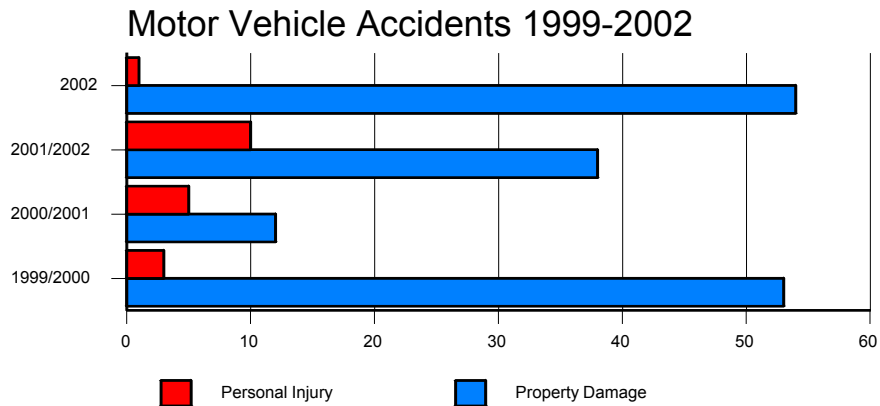
Security Officers conducted 266 investigations under the Provincial Statutes of Ontario in 2002. This was a decrease from the 285 investigations conducted during 2001/2002 period.

TYPE OF CASE	1999/00	2000/01	2001/02	2002
Liquor Licence Act	63	45	70	100
Miscellaneous	0	3	0	0
Trespass to Property	314	157	215	166
<b>TOTAL</b>	<b>377</b>	<b>205</b>	<b>285</b>	<b>266</b>



### MOTOR VEHICLE ACCIDENTS

Motor Vehicle Accidents	1999/00	2000/01	2001/02	2002
Personal injury	3	5	10	1
Property damage	53	12	38	54
<b>TOTAL</b>	<b>56</b>	<b>17</b>	<b>48</b>	<b>55</b>



Security Officers conducted 89 investigations under City of Hamilton By-Laws and ordered the towaway of 66 vehicles from the campus. The municipal by-law statistics are down from 113 in the 2001/2002 time frame.

### UNIVERSITY REGULATIONS

TYPE OF CASE	1999/00	2000/01	2001/02	2002
Traffic Regulations	86	162	283	272
Miscellaneous	43	237	79	15
<b>Total</b>	<b>129</b>	<b>399</b>	<b>362</b>	<b>287</b>

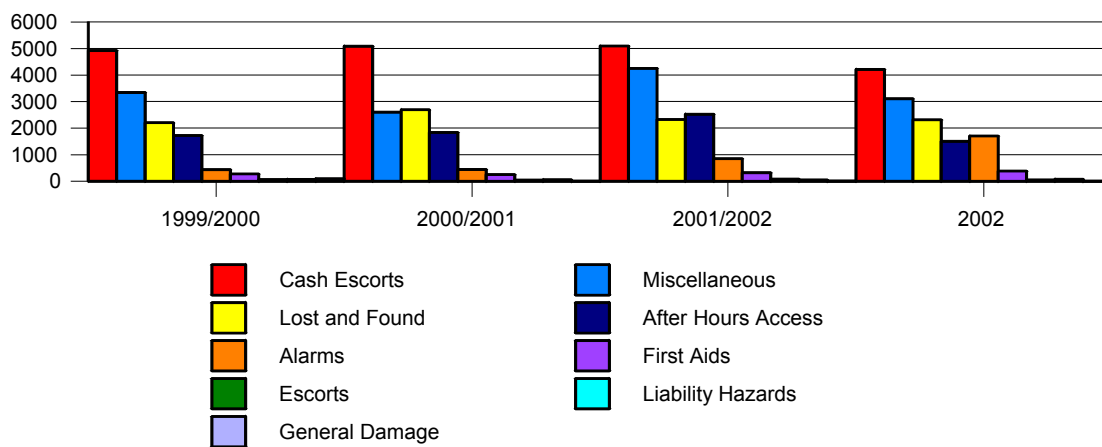
### ASSISTANCE RENDERED

	1999/00	2000/01	2001/02	2002
<b>Alarms - Intrusion/Security</b>	<b>195</b>	<b>264</b>	<b>619</b>	<b>1498</b>
<b>- Fire</b>	<b>176</b>	<b>94</b>	<b>131</b>	<b>148</b>
<b>- Panic</b>	<b>19</b>	<b>14</b>	<b>32</b>	<b>48</b>
<b>- Reactor</b>	<b>31</b>	<b>33</b>	<b>28</b>	<b>4</b>
<b>- Utility</b>	<b>12</b>	<b>34</b>	<b>43</b>	<b>4</b>
<b>Cash Escorts</b>	<b>4923</b>	<b>5083</b>	<b>5094</b>	<b>4212</b>
<b>Escorts</b>	<b>64</b>	<b>47</b>	<b>81</b>	<b>52</b>



<b>First Aids</b>	<b>272</b>	<b>253</b>	<b>322</b>	<b>381</b>
<b>General Damage</b>	<b>95</b>	<b>5</b>	<b>11</b>	<b>8</b>
<b>Liability Hazards</b>	<b>66</b>	<b>56</b>	<b>52</b>	<b>74</b>
<b>Lost and Found</b>	<b>2209</b>	<b>2694</b>	<b>2330</b>	<b>2318</b>
<b>Miscellaneous</b>	<b>3343</b>	<b>2604</b>	<b>4251</b>	<b>3107</b>
<b>Persons Given Entry After Hours</b>	<b>1720</b>	<b>1838</b>	<b>2524</b>	<b>1503</b>
<b>Total</b>	<b>13 125</b>	<b>13 019</b>	<b>15 518</b>	<b>13 357</b>

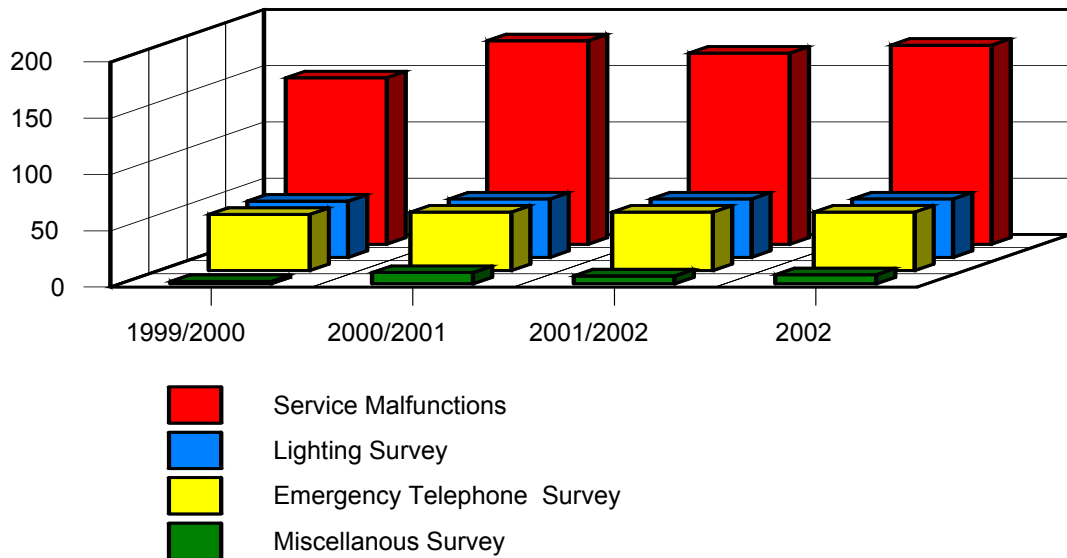
## Assistances 1999 - 2002



## SERVICE MALFUNCTIONS REPORTED

TYPE OF MALFUNCTION	1999/00	2000/01	2001/02	2002
Emergency Telephone Survey	50	52	52	52
Lighting Survey	50	52	52	52
Miscellaneous Survey	2	10	7	8
Service Malfunctions	148	181	170	177
<b>TOTAL</b>	<b>250</b>	<b>295</b>	<b>281</b>	<b>289</b>

Service Malfunctions Reported 1999 - 2002



## INSECURE BUILDINGS

Security Officers found 918 occurrences where areas were left insecure.

### ASSISTANCE RENDERED

Assistance Rendered	1999/00	2000/01	2001/02	2002
<b>Total</b>	<b>13 590</b>	<b>14 265</b>	<b>17 118</b>	<b>13 646</b>

### Total Assistance Rendered 1999 - 2002

